

LETO 11

SURFACE CONDUIT ASYMMETRIC LED CYLINDER



Features

- Nine drivers selections available to cover wide range of applications.
- Three output options available up to 1300 lumens.
- 5 year warranty.



Finish Options

- White
- Black
- Silver
- Mocha
- Charcoal
- Cerulean
- Firebrick



Technical Information

OUTPUT OPTIONS	700 lm	1000lm	1300lm
Fixture wattage	6.1 W	9.1 W	14.6 W
Delivered Lumen at full on	568 lm	837 lm	1262 lm
Efficacy	93 lm/W	92 lm/W	90 lm/W
Center Beam Candlepower (18° Faceted Reflector)	842 cd	1241 cd	1764 cd

CCT	Multiplier	CRI	TM-30		
			R _f	R _g	R ₉
2500K	0.81	92	90	104	77
2700K	0.92	92	91	102	61
3000K	0.97	95	92	102	61
3500K	1.00	95	93	101	72
4000K	1.07	95	92	103	68
6500K	1.05	96	91	100	89

Integral Driver Example: Fixture LET11-SC-07-25K-ASM-DL-WH-WH-PHSD-NA

Remote Driver Example: Fixture LET11-SC-07-25K-ASM-DL-WH-WH-PHSD-NA
HRM-LET11-SC-07-25K-PHSD-NA

Ordering Code

MODEL	TYPE	OUTPUT	CCT	OPTIC	ACCESSORY	BODY FINISH	BAFFLE FINISH
LET11 - leto 11	SC - Surface Conduit	07 - 700 lumens (6.1W) 10 - 1000 lumens (9.1W) 13 - 1300 lumens (14W)	25K - 2500K 27K - 2700K 30K - 3000K 35K - 3500K 40K - 4000K 65K - 6500K	ASM - Asymmetric	DL - Diffusing Lens	Standard WH - White BK - Black SL - Silver Premium¹ MA - Mocha CC - Charcoal CR - Cerulean FB - Firebrick	Standard WH - White BK - Black SL - Silver Premium¹ MA - Mocha CC - Charcoal CR - Cerulean FB - Firebrick
DRIVER ²				DRIVER OPTIONS ⁴			

PHSD - Forward/Reverse Phase, 1% Dimming, 120V Only
 010S - 0-10V, 1% Dimming, 120/277V
 0103 - 0-10V, 1% Dimming, 347V Only
 010L - EldoLED, 0-10V, Linear, 0.1% Dimming, 120/277V
 010G - EldoLED, 0-10V, Log, 0.1% Dimming, 120/277V
 DALI - EldoLED, DALI Protocol 2, DT-6, 0.1% Dimming, 120/277V
 DALI8 - EldoLED, DALI Protocol 2, DT-8, 0.1% Dimming, 120/277V
 LUTE - Lutron HiLume Ecodigital, 1% Dimming, 120V/277V
 DMX - EldoLED, DMX, 0.1% Dimming, 120V/277V

NA - None
 EMG - Emergency Driver³

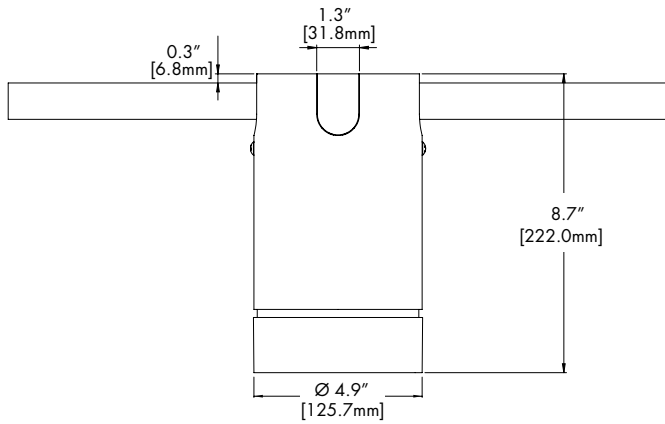
- 1 - Premium finishes may have extended lead times. Custom RALs are available, please consult Inside Sales with specific request.
- 2 - All drivers remote except PHSD/010S driver options.
- 3 - Emergency option comes prewired from factory with driver in remote housing. 8W of continuous power provided for a minimum of 90 minutes. Must be installed within 30 feet of luminaire using 18 AWG wire. Not available with 0103, DMX, DALI8 or LUTE Driver.
- 4 - AWWNR/CSMB available upon request, contact Sense for details.

CONTACT FACTORY FOR MORE OPTIONS.

LETO 11

SURFACE CONDUIT ASYMMETRIC LED CYLINDER

Dimensions



Lens

DL
Diffusing Lens



Light Loss Factor: 87%*

*Light Loss Factor calculated with 60° faceted reflector.

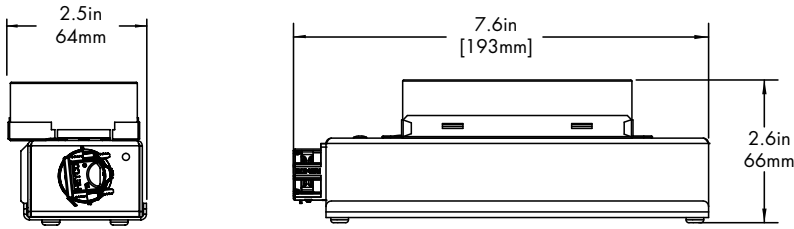
Remote Driver Housing

Depending on the options selected in the order code on page 1, a Remote Driver Housing may be required. This will automatically be generated and put on your order as necessary.

REMOTE DRIVER	MODEL	OUTPUT	CCT	DRIVER	DRIVER OPTIONS
HRM-Housing, Remote	LET11-SC-Leto 11 Surface Conduit	Same as Fixture	Same as Fixture	Same as Fixture	Same as Fixture

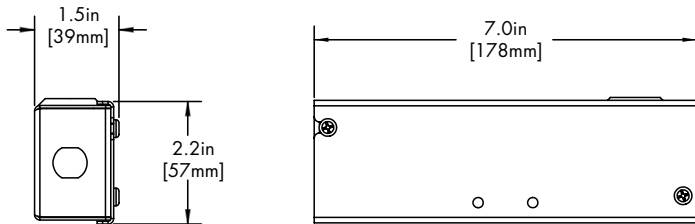
Maximum mounting distance to luminaire using 18 AWG wire						
010S	PHSD	010L	010G	DALI DALI8	DMX	LUTE
16'	16'	72'	72'	72'	149'	15'

HRM Single with Externally Mounted Driver



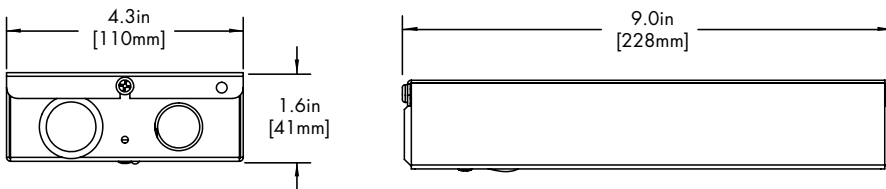
Driver
010L or 010G
010S
010L or 010G or 010S
DALI or LUTE

HRM Single



Driver
PHSD

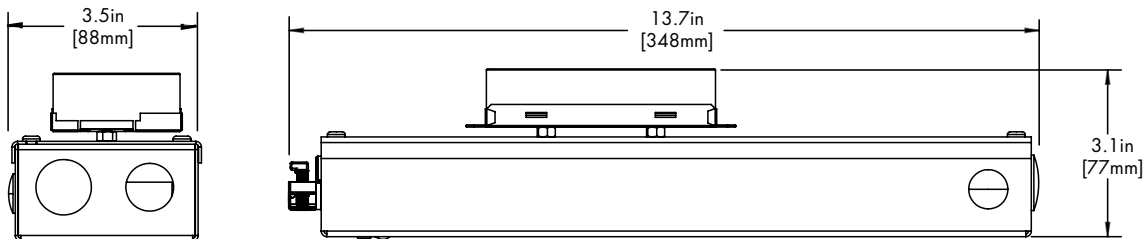
HRM Double



Driver
DALI8
DMX

EMG Emergency Driver

120 minute EMG operation time.



Driver
EMG

LETO 11

SURFACE CONDUIT ASYMMETRIC LED CYLINDER

Standard Colors

BK
Black



WH
White




SL
Silver



Premium Colors


MA
Mocha




CC
Charcoal



CR
Cerulean




FB
Firebrick



Two Tone Baffle

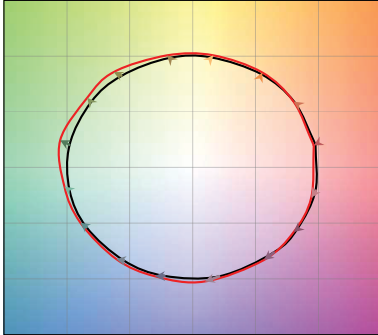
Inside finish refers to Baffle Finish selection from page 1. Any combination may be used for baffle and body finishes.



TM-30

2500K

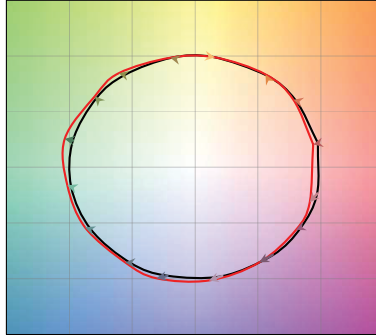
COLOR VECTOR GRAPHIC



— Reference Source — Test Source

2700K

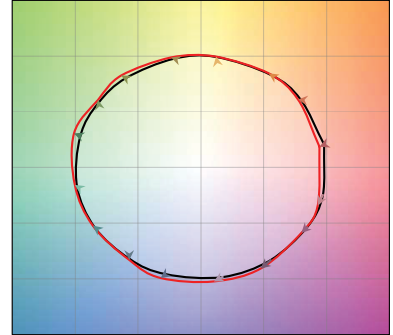
COLOR VECTOR GRAPHIC



— Reference Source — Test Source

3000K

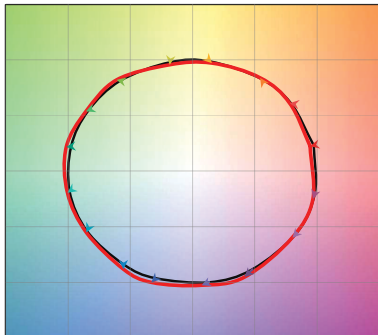
COLOR VECTOR GRAPHIC



— Reference Source — Test Source

3500K

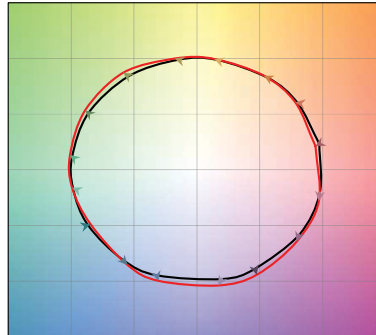
COLOR VECTOR GRAPHIC



— Reference Source — Test Source

4000K

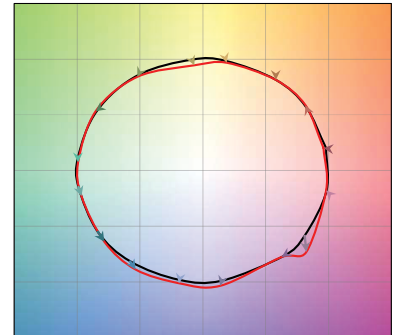
COLOR VECTOR GRAPHIC



— Reference Source — Test Source

6500K

COLOR VECTOR GRAPHIC



— Reference Source — Test Source

Photometry

18° Faceted Reflector

