
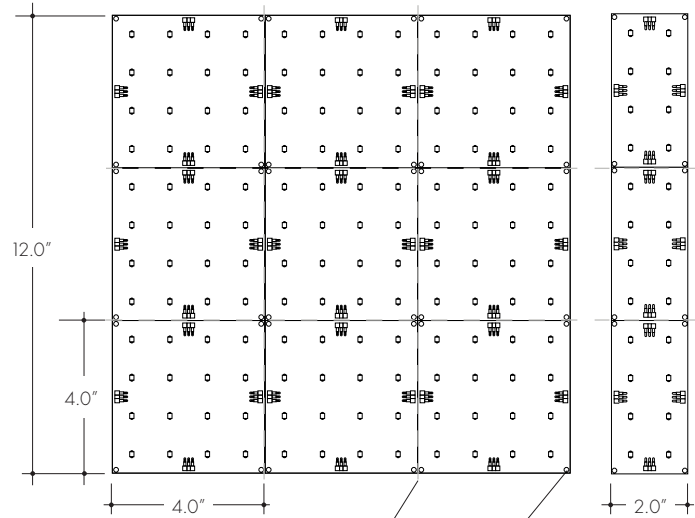


The Matrix Plus & Matrix Mini Plus is a small profile, modular, energy efficient, and flexible LED backlighting system that provides even backlight illumination with minimal cavity depth. The unique design allows it to be mounted directly on a surface. The Matrix Plus & Matrix Mini Plus is equipped with 3M™ adhesive transfer tape (9472LE), and secured in place with screws. The modular design allows for simple field installation in many different configurations. 5 year warranty. Lumen Maintenance: Calculated L90 at 173,000 hours for High Output.

Matrix Plus



Matrix Mini Plus



Cut along lines to separate into 9 sections for Matrix Plus & 3 sections Matrix Mini Plus. (Dash lines shown as reference)

mounting holes



Technical information

MODELS	Matrix Plus (LO)	Matrix Mini Plus (LO)	Matrix Plus (SO)	Matrix Mini Plus (SO)	Matrix Plus (HO)	Matrix Mini Plus (HO)
LEDs/unit	144	24	144	24	144	24
Lumens at 30K	430 lm	66 lm	832 lm	139 lm	1232 lm	213 lm
Power consumption	3.2 W	0.6 W	6.1 W	1.1 W	9.2 W	1.6 W
Lumens/Watt	134 lm/W	110 lm/W	136 lm/W	126 lm/W	134 lm/W	133 lm/W
Dimensions	12.00" W 12.00" L	12.00" W 2.00" L	12.00" W 12.00" L	12.00" W 2.00" L	12.00" W 12.00" L	12.00" W 2.00" L

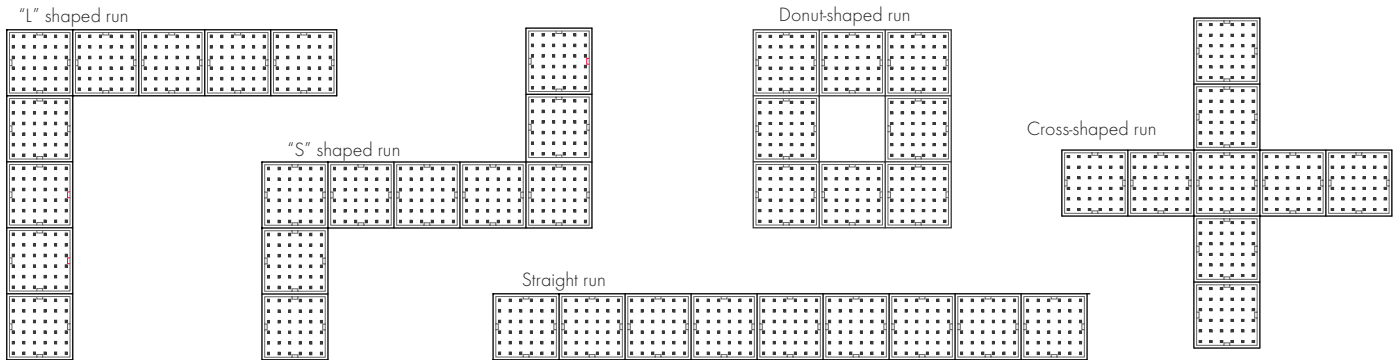
CCT INFO/LUMEN MULTIPLIER		TM-30-15		
Color temperature	Multiplier (reference - 3000K)	CRI	R _f	R _g
3000K	1.00	93	91	100
3500K	1.06	93	90	100
4000K	1.11	93	87	96

Ordering code

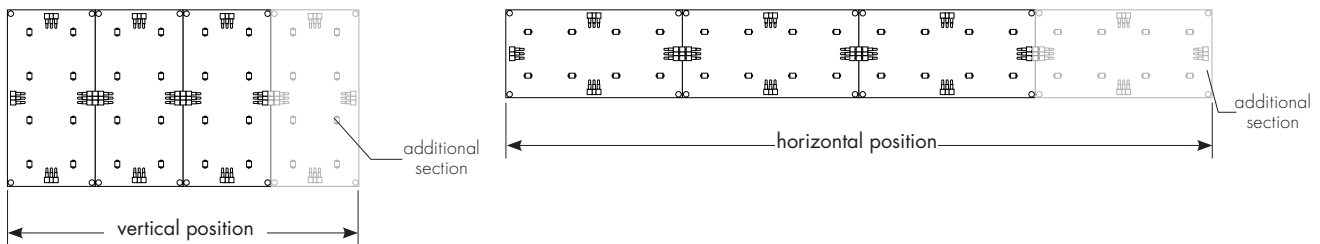
MODEL	OUTPUT	COLOR TEMPERATURE
MP	LO	30K
MP - Matrix Plus	LO - Low	30K - 3000K
MMP - Matrix Mini Plus	SO - Standard	35K - 3500K
	HO - High	40K - 4000K

System Configurations

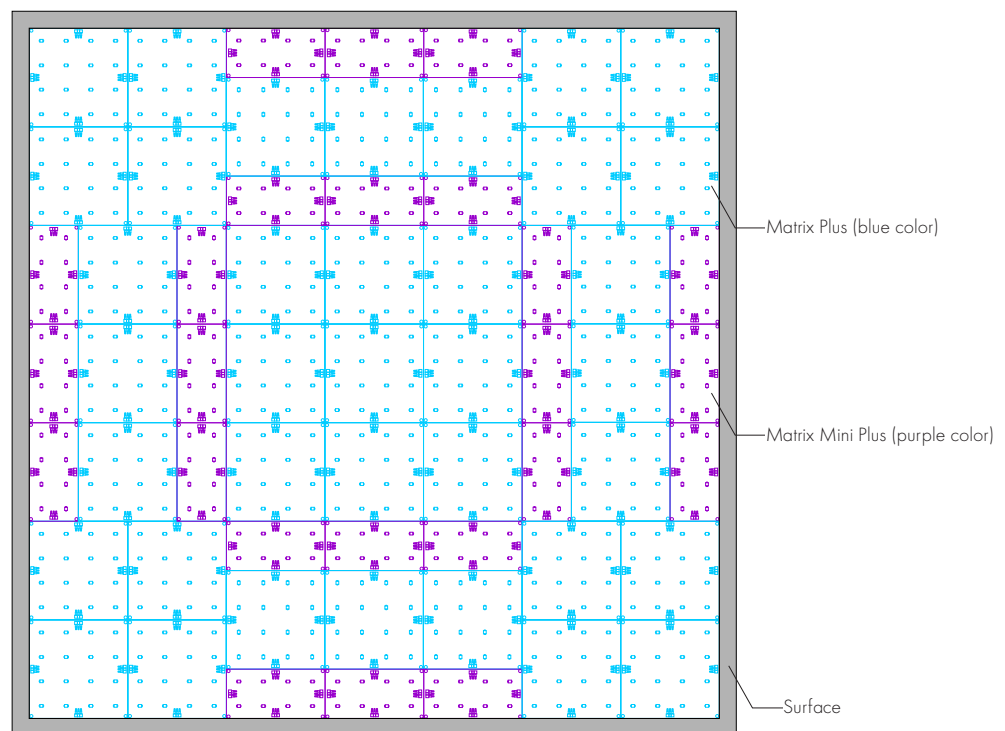
- Matrix Plus (not to scale)



- Matrix Mini Plus (not to scale)



- Matrix Plus & Matrix Mini Plus System (not to scale)



Connectors & Accessories

Male adaptor

A

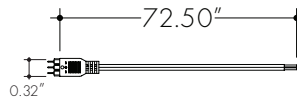


part number **MMP3**
 qty 10 included with Matrix order - extra adaptors can be ordered separately if necessary

3-pin connectors

B

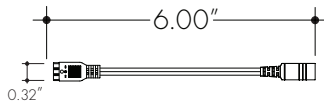
72" power feed
 Part # PF-FC-72-BK (black) or -WH (white)



DC to 3-pin connector


C

DC to 3-Pin converter
 Part # DC3



D

3", 12", 48", 72" flexible connector
 Part # FC-3-BK (black) or -WH (white)
 Part # FC-12-BK (black) or -WH (white)
 Part # FC-48-BK (black) or -WH (white)
 Part # FC-72-BK (black) or -WH (white)

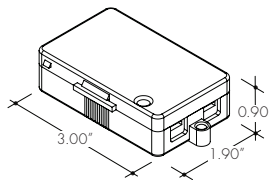


Accessories

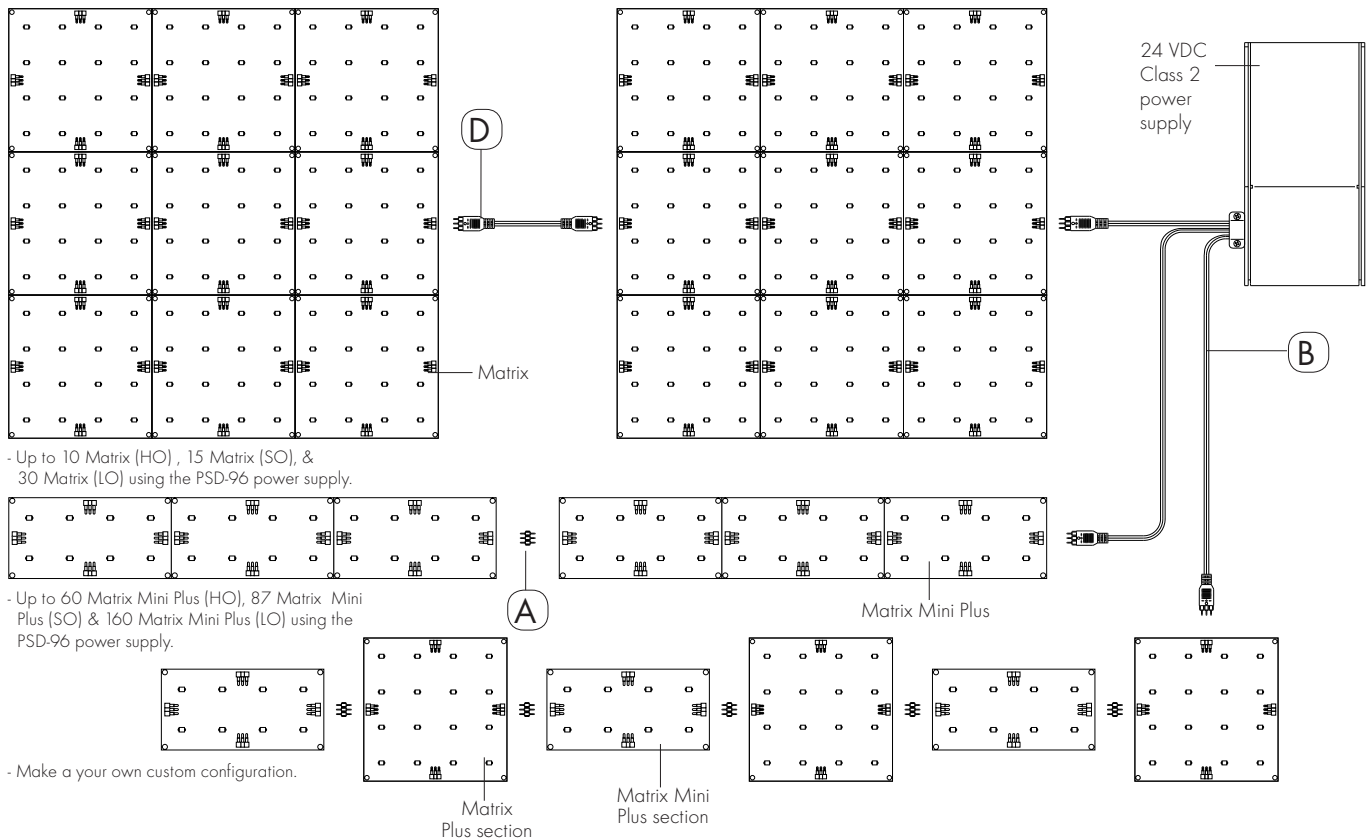
Splice Box:

Low voltage, 4 terminal splice box, black.

Part # LVSP-4T-BK



Sample layout with connectors



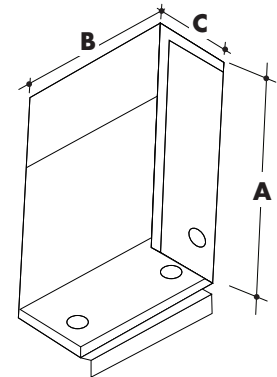
Power supply

See fixture and power supply instructions & spec sheet for wiring information. Dimming possible in select models - view Luminii website for list of compatible dimmers.

Magnetic Low Voltage Dimming Power Supplies:

MODEL	POWER	OUTPUT	INPUT
PSD	48	24	
PSD - PSD Series dims down to 0%	48 - 48 W 96 - 96 W 288 - 288 W (3x 96W)	24 - 24 VDC	Blank - 120 V 240 - 240 V 277 - 277 V

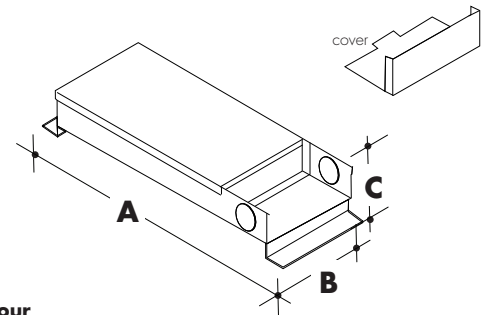
MODELS	PSD 48	PSD 96	PSD 288
A Length	11.25"	11.25"	13.06"
B Width	3.42"	3.42"	8.42"
C Depth	3.42"	3.27"	4.47"



Electronic Low Voltage Dimming Power Supplies:

MODEL	CIRCUIT x POWER	OUTPUT	INPUT
CVE	48D	24	
CVE - CVE Series dims down to 0.1%	48D - 48W 48X2D - 2 x 48W 48X3D - 3 x 48W 48X4D - 4 x 48W 96D - 96W 96X2D - 2 x 96W 96X3D - 3 x 96W 96X4D - 4 x 96W	24 - 24 VDC	Blank - 120 V 277 - 240/277 V

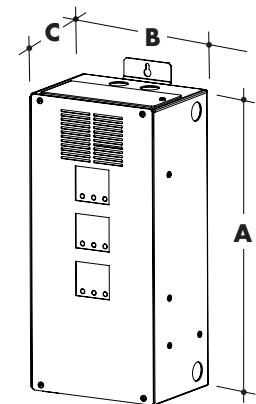
MODELS	Single circuit	Dual circuit	Three circuit	Four circuit
A Length	13.9"	13.8"	13.8"	13.8"
B Width	2.3"	4.0"	5.9"	7.75"
C Depth	1.3"	1.9"	1.9"	1.9"



0-10V Dimming Power Supplies:

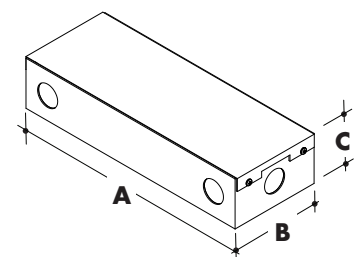
MODEL	POWER	OUTPUT	DIMMING
PSO10V	3X96	24	LIN
PSO10V - 0-10V Power Supply dims down to 0%	96 - 96 WATT 3X96 - 3 X 96 WATT	24 - 24 VDC	LIN - Linear LOG - Logarithmic

MODELS	96 W	3X96
A Length	14.40"	15.75"
B Width	5.20"	6.60"
C Depth	2.60"	4.80"



MODEL	POWER	OUTPUT	DIMMING	LOCATION
PSV	40	24	U2DIM	D
PSV - PSV Series dims down to 5%	40 - 40 W 60 - 60 W 96 - 96 W	24 - 24 VDC	U2DIM - Dimming 0-10V	D - Dry Location IP65 - Wet Location

MODELS	PSV Dry	PSV Wet
A Length	9.2"	9.5"
B Width	3.4"	4.12"
C Depth	1.9"	2.3"



Power supply

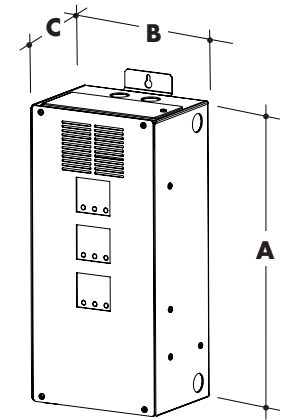
See fixture and power supply instructions & spec sheet for wiring information. Dimming possible in select models - view Luminii website for list of compatible dimmers.

DMX Dimming Power Supplies:

MODEL	POWER	OUTPUT
PSDMX	96	24
PSDMX - DMX Power Supply	96 - 96 WATT 3X96 - 3 X 96 WATT	24 - 24 VDC

- Features eldoLED's LINEARdrive configurable dimmable drivers

MODELS	3X96 W
A Length	15.75"
B Width	6.60"
C Depth	4.80"

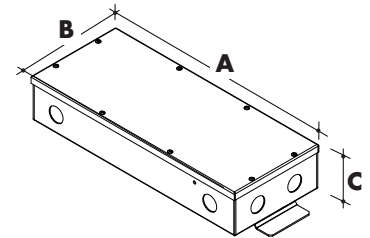


DALI Dimming Power Supplies:

MODEL	POWER	OUTPUT
PSDALI	96	24
PSDALI - DALI Power Supply dims down to 0%	96 - 96 WATT 3X96 - 3 X 96 WATT	24 - 24 VDC

- Features eldoLED's LINEARdrive configurable dimmable drivers

MODELS	96 W
A Length	14.40"
B Width	5.20"
C Depth	2.60"

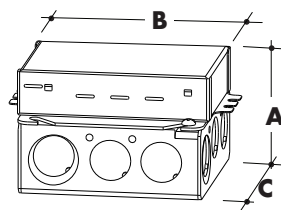


Luminii is a Lutron OEM Advantage Partner

MODEL		
LTEA4U1UKL-CV240		
Lutron -Hi-lume™ 1% 2-wire LED driver (120V forward phase only)		

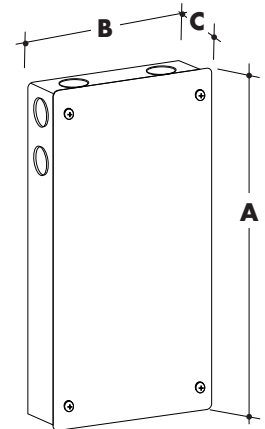
MODELS	LTEA	L3DA
A Length	4.89"	4.89"
B Width	2.66"	2.66"
C Depth	4.00"	4.00"

MODEL		
L3DA4U1UKL-CV240		
Hi-lume™ 1% EcoSystem Voltage LED Driver		



MODEL		
L3DO-96W24V-U		
Hi-lume™ 0.1% EcoSystem Voltage LED Driver with Soft-On, Fade-to-Black™		

MODELS	L3DO
A Length	10.50"
B Width	5.50"
C Depth	2.00"



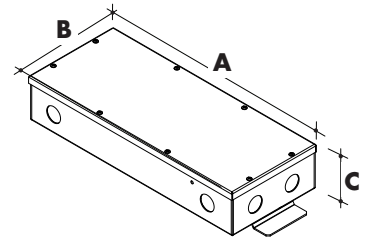
Power supply

See fixture and power supply instructions & spec sheet for wiring information. Dimming possible in select models - view Luminii website for list of compatible dimmers.

Enlighted Enabled Dimming Power Supplies:

MODEL	POWER	OUTPUT	DIMMING	Location
PSV	96	24	ENL	D
PSV- LED Power Supply	96 - 96 WATT	24 - 24 VDC	ENL - Enlighted Dimming	D - Damp

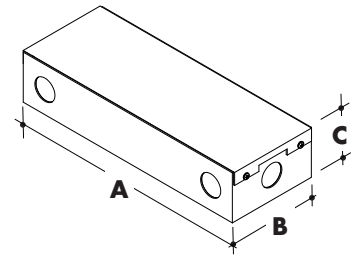
MODELS	96 W
A Length	14.40"
B Width	5.20"
C Depth	2.60"



Non-Dimming Power Supplies:

MODEL	POWER	OUTPUT	DIMMING	LOCATION
PSV	40	24	U2ND	D
PSV - PSV Series	40 - 40 W 60 - 60 W 96 - 96 W	24 - 24 VDC	U2ND - Non Dimming	D - Dry Location IP65 - Wet Location

MODELS	PSV Dry	PSV Wet
A Length	9.2"	9.5"
B Width	3.4"	4.12"
C Depth	1.9"	2.3"



In ground, Electronic Low Voltage Dimming Power Supplies:

MODEL	CIRCUIT x POWER	OUTPUT	INPUT
IG-CVE	96X2	24	
IG-CVE - In ground CVE Series dims down to 0.1%	96X2 - 2 x 96W	24 - 24 VDC	Blank - 120 V 277 - 240/277 V

MODELS	Dual circuit
A Length	8.0"
B Width	8.0"
C Depth	8.0"

